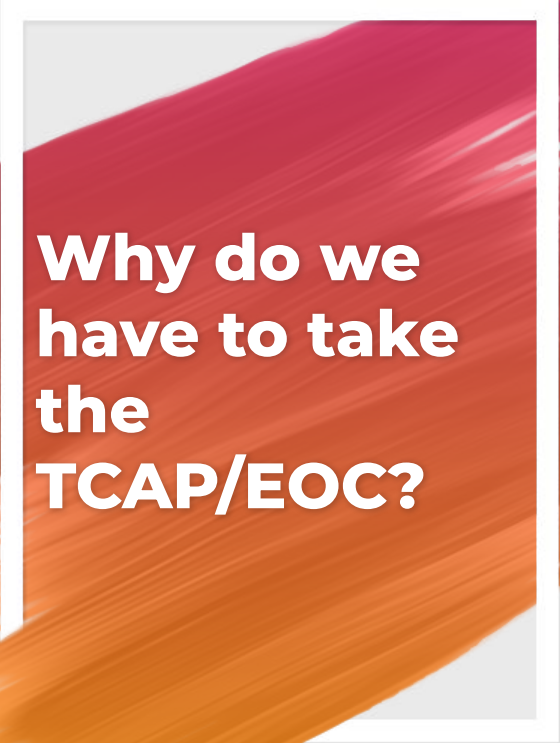




Center for Creative Arts



All You Need to Know! State Testing Guide



**Why do we
have to take
the
TCAP/EOC?**

Purpose of TCAP/EOC Assessment(s)

The purpose for students taking the TCAP assessments is to help you see the knowledge and learning that has taken place throughout the school year.

You and your teachers have worked extremely hard and the tests are a way of showing the results of that hard work.

Do your best, as you would with anything else you do.

A large, vibrant green brushstroke graphic that sweeps across the left side of the slide, partially overlapping a white-bordered box.

Extended time Request

Extended Time Request

Each year the directions your teachers read tend to sound the same. This year there will be a new addition to the teacher directions.

At the end of each subtest, the teacher will ask if anyone needs a few more minutes to finish the test. At that point if anyone needs the extended time, everyone will sit quietly for precisely 20% more time.

**What will I
be tested
on?
How long
is each
test?**

	ENGLISH LANGUAGE ARTS	MATH	SCIENCE	SOCIAL STUDIES
Grade 6	Subpart 1: 85 min. (writing)	Subpart 1: 40 min. (No Calculator)	Subpart 1: 45 min.	Subpart 1: 50 min.
Grade 7	Subpart 2: 50 min.	Subpart 2: 35 min. (Calculator)	Subpart 1: 45 min.	Subpart 2: 50 min.
Grade 8	Subpart 3: 50 min.	Subpart 3: 50 min. (Calculator)		
	Subpart 4: 45 min.			
	Total: 235 min.	Total: 125 min.	Total: 90 min.	Total: 100 min.

**What will I
be tested
on?
How long
is each
test?**

ONLINE	SUBPART 1	SUBPART 2	SUBPART 3	TOTAL TIME
English I, II	85 minutes	75 minutes	70 minutes	235 Minutes
ALG I, II, GEOMETRY	35 minutes No Calculator	50 minutes	60 minutes	145 minutes
BIOLOGY	75 minutes			75 minutes

Subjects for Each Day!

**ENGLISH
LANGUAGE
ARTS**

W

**GEOMETRY
ALG 1 /ALG 2
(9TH)
SCIENCE (6-8)**

F

**ALGEBRA 2
MATH (6-7)**

T
U

**ALGEBRA 1 (8TH)
BIOLOGY**

Th

Tu

**ENGLISH
LANGUAGE
ARTS**

Th

**ENGLISH
LANGUAGE
ARTS**

M

**GEOMETRY
ALG 1 (9TH)
SOCIAL STUDIES (6-8)**

w

**ALGEBRA 2
ALGEBRA 1 (8TH)
MATH (6-7)**

**Will I get
to see my
other
classes?**

*Yes! You will have a regular schedule after testing
and even see your DS!*

Testing: 9:00 am - 12:00 pm (180 MINS)

**Lunch: 12:00 pm - 12:30 pm 6th/7th Lunch (8-12 DS)
12:30 pm - 1:00 pm 8-12 Lunch (6th/7th DS)**

6th/7th Grade Schedule		8th-12th Grade Schedule	
1st	1:05 - 1:35	1st	1:05 - 1:45
2nd	1:40 - 2:10	2nd	1:50 - 2:30
3rd	2:15 - 2:45	3rd	2:35 - 3:15
4th	2:50 - 3:15	4th	3:20 - 4:00
5th	3:20 - 4:00		



“

*"It always seems
impossible until it's done."*

-Nelson Mandela

Ways to be prepared!





1.

The DOs!



LET'S REVIEW SOME DOs

Read each question carefully.

Try to answer every question by making the most intelligent choice **you** can.

Double-check your answers if you finish early.

Take the time to eat a healthy breakfast before starting the day. A well-fueled body functions better.

Prepare the materials you need for the test the night before. **Please bring your charged chromebook.**

Come to school as well-rested as possible by doing a relaxing activity the night before the test and sleeping well.

CHROMEBOOKS

- Bring your Chromebook every day!
- Charge it fully every night and bring your charger with you to school every day.
- If you have any issues with your Chromebook during testing, do not come to the Library for help.
- Mrs. Brantley will have a few loaner Chromebooks in the office as an emergency back up.



TestNav-Online Testing

- This app is already installed on your Chromebook.
- Follow the teacher's instructions carefully and raise your hand if you have questions.
- You will be provided a testing ticket that includes a username and a password.
- You will NOT login to your chromebook, you will only click the TestNav app at the bottom left of your screen.






2.

The Don'ts!

**Cell phones, watches, devices,
etc. are NOT allowed during
testing!**

Smart phones, watches, and devices
are not allowed in the testing
environment.

YOU WILL need to turn them
completely off and place in your
locker OR with the teacher in the
testing bin.



Let's review some DON'Ts

Don't rush. You should go through the test more than once.

Don't leave an answer choice blank.


Don't forget you cannot leave the school for a doctor's appt after you've begun testing.

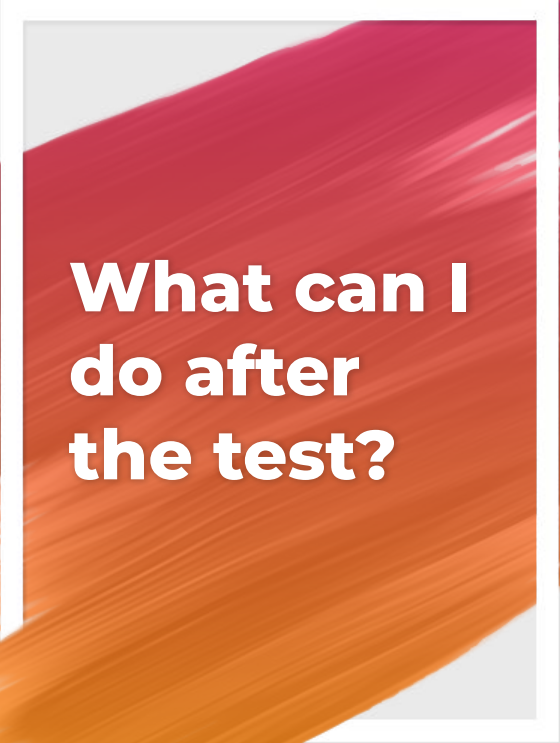
Please tell your teacher if one has already been scheduled during the testing time frame.

Don't stay up at night. Don't be tardy to school.

Don't forget **we believe in you and will be proud of you for doing your best!**

Don't have electronic devices in your testing room / location.





What can I do after the test?

Read a book or work on an assignment ONLY after all testing materials have exited the classroom.

(Be sure to bring it with you, you will not be allowed to leave the testing site to go to your locker. You can read it after testing has been completed for everyone in your group.)

Sleep/put your head down.

Draw on extra scratch paper.

(Please remember your scratch paper will be collected if testing materials are still out. You will not get to keep your art.)

**Will I get
to take my
test if I am
absent or
tardy?**

Yes! Although, we encourage you to be here EVERY DAY of testing.

However, you will be able to make up your testing if you are absent or tardy. Please understand that means you will miss out on other classes during the day to make these assessments up.

If you are here after the 9:00am bell and your teacher has already started the test, you will have to wait in the commons for school-wide testing to end.



We believe in you!
You got this, CCA!



THANKS!

Any questions?